



# Review, Planning & Monitoring meeting

## Integrated Power Development Scheme

**05-Oct-2017, New Delhi**



# IPDS – Progress of award

Progress till 30.09.2017



## Rs 26,731 sanctioned under IPDS for System Strengthening & IT Enablement

- **Rs 25,913 Cr** sanctioned for Urban System Strengthening for 545 circles
- **NIT floated** – Rs. 24,788 Cr (96%)                      **Awarded** - Rs 22,022 Cr (85%)
- **Monitoring Committee extended timeline for award upto Sep'2017**
- **Grant released – Rs. 4,100 Cr, Effective date of sanction -Sep 2016 & beyond**

### States not yet awarded

State	Project Sanction (Rs Cr)	Work Awarded (Rs Cr)	% Awarded	Remarks/ Issues
A&N Islands	18	0	0	Re-bid under process
Delhi	198	0	0	Bid on hold
Goa	32	0	0	Tech bid opened
J&K	447	0	0	Tenders cancelled
Puducherry	22	0	0	RfP under prep
Punjab	326	0	0	Lol issued (Rs 330 Cr)
Sikkim	15	0	0	RfP under prep
Meghalaya	62	0	0	Part Lol issued
Haryana	391	49	13%	Ggn, Fbd, Solar, Meters pending
Tripura	74	34	46%	Balance RfP issued

**All States to complete projects by Sep 2019**

**Billboards to be installed, future disbursement to be linked to installation of Billboards**



सत्यमेव जयते

Progress till 30.09.2017

# Statewise details of IPDS Sanction, Disb



Amt in INR Cr

SN	State Name	No. of Circles	Towns Covered	Approved Cost	Grant Released	Time elapsed <sup>^</sup>
<b>Total</b>		<b>545</b>	<b>3606</b>	<b>25913</b>	<b>4100</b>	
1	A & N Islands	1	1	18	1	6
2	Andhra Pradesh	13	83	654	239	12
3	Arunachal Pradesh	3	9	151	13	12
4	Assam	19	88	585	50	12
5	Bihar	16	130	2111	336	12
6	Chhattisgarh	15	181	492	64	12
7	Delhi	1	1	198		12
8	Goa	2	14	32		5
9	Gujarat	24	166	1127	203	12
10	Haryana	18	47	391	24	12
11	Himachal Pradesh	12	54	111	9	12
12	Jammu & Kashmir	12	85	447	38	12
13	Jharkhand	15	40	735	44	12
14	Karnataka	28	222	1144	145	12
15	Kerala	26	64	600	108	12
16	Madhya Pradesh	43	309	1509	177	12

<sup>^</sup>in months, w.e.f effective date of sanction or original sanction (A&N islands, Sikkim and Goa)



सत्यमेव जयते

Progress till 30.09.2017

# Statewise details of IPDS Sanction, Disb



Amt in INR Cr

SN	State Name	No. of Circles	Towns Covered	Approved Cost	Grant Released	Time elapsed^
17	Maharashtra	46	255	2417	264	12
18	Manipur	3	12	130	32	12
19	Meghalaya	6	9	62	5	12
20	Mizoram	1	6	49	12	12
21	Nagaland	2	12	44	4	12
22	Odisha	21	112	1083	183	12
23	Puducherry	1	6	22		12
24	Punjab	20	102	326	20	12
25	Rajasthan	35	185	1310	222	12
26	Sikkim	6	8	15		3
27	Tamil Nadu	37	522	1569	279	12
28	Telangana	14	67	654	58	12
29	Tripura	9	20	74	6	12
30	Uttar Pradesh	67	637	4722	1216	12
31	Uttarakhand	10	37	192	16	12
32	West Bengal	19	122	2940	306	12
<b>Total</b>		<b>545</b>	<b>3606</b>	<b>25913</b>	<b>4100</b>	

^in months, w.e.f effective date of sanction or original sanction (A&amp;N islands, Sikkim and Goa)



सत्यमेव जयते

# IPDS - Progress snapshot



Progress till 03.10.2017

Milestone Name	Unit	Sanction Quantity	Awarded		Completed	
			Quantity	%	Quantity	%
<b>Substations</b>	MVA	17,727	14,244	80%	1,573	9%
<b>HT lines</b>	Km	34,632	29,686	86%	1,280	4%
<b>LT lines</b>	Km	19,864	16,652	84%	836	4%
<b>AB cables</b>	Km	57,757	44,536	77%	3,793	7%
<b>UG cables</b>	Km	15,177	12,739	84%	1,600	11%
<b>Dist Transformers</b>	MVA	11207	9,741	87%	1,502	13%
<b>Smart Meter</b>	No.	156,970	85,732	55%	0	0%
<b>Pre Paid Meter</b>	No.	188,338	46,550	25%	0	0%
<b>Consumer Meters</b>	No.	82,65,532	57,16,548	69%	5,16,317	6%
<b>System Meters</b>	No.	205,215	97,803	48%	1,747	1%
<b>Solar Panels</b>	KWp	38,059	27,447	72%	5476	14%

## State-wise details

<b>% Work awarded – 85 %</b>	<b>% of fund released to States – 14.4%</b>
<b>% Physical progress achieved – 7.4%</b>	<b>% Amount released to vendors – 4.9%</b>



सत्यमेव जयते

# IT Phase II under IPDS to cover all Urban Towns



- IT Phase II for balance towns beyond 1400 towns covered under R-APDRP
- Detailed Guidelines, Advisory (including QR, payments terms, other relevant conditions) for award of work shared with States
- **17 States/ 32 Discoms/1293 towns , Rs 750 cr sanctioned**

	Discoms	Towns	States	Remarks
<b>Will be put up for sanction</b>	4	90	Bihar, Mizoram, Manipur	<b>To submit DRC recommendations</b>
<b>DPRs under review</b>	7	500	Arunachal, Nagaland, UP	<b>To submit revised DPRs UP for GIS/AMR - Meters</b>
<b>State's decision awaited</b>	3	600	Pudu, TN, Sikkim	<b>Discoms to decide latest by 15<sup>th</sup> Oct</b>
<b>States using own funds / Not interested</b>	4	100	Raj, Tripura	<b>To ensure data on NPP from own system</b>



# IT Phase II – RFP/NIT Status



State	RfP/ NIT status
AP	RFP for CCC component for APEPDCL floated
Telangana	Common RFP prepared by TSSPDCL, <b>under approval</b>
CG	RFP <b>under preparation</b>
Gujarat	RfP <b>pending for Management approval since last 6 months</b>
Kerala	NIT originally issued on 17.08.2017, revised NIT likely by 15.10.2017
UK	NIT issued 16.05.17, Tech bid under evaluation. Fin bid likely 15.10.17
HP	NIT issued on 18.09.2017. RfP likely by 05.10.2017.
Odisha	RFP under preparation
Karnataka	
Haryana	
MP	
Punjab	
Assam	
Maharashtra	
West Bengal	
J&K	--
<b>Jharkhand</b>	<b>Sanction letter not issued - DRC recommendation pending</b>

**States to - expedite Award of work / Departmental execution, ensure integration with NPP on priority**



सत्यमेव जयते

# ERP implementation under IPDS



Stages	States	Remarks
<b>DPRs under review/appraisal</b>	Bihar, Punjab, Raj ( Aj, Ja), UK,	To submit DRC recommendations
<b>Revised DPRs awaited</b>	Kerala, Kar (Bescom), Odisha, UP	To submit revised DPRs
<b>ERP upgradation proposals</b>	AP, Telangana, CG, Gujarat, HP, Kar (CESC, Mescom), MP (E/W), Mah	To be reviewed separately
<b>ERP already implemented/ being implemented / Not interested</b>	Assam, Haryana, Jharkhand, Kar (Hescom), Manipur, Meghalaya, WB	-
<b>DPRs not yet received</b>	MP – C , Kar (Gescom), TN, Tripura, Raj (Jd)	





सत्यमेव जयते

# Compliances awaited from Discoms



	Timeline
<b>Award of balance IPDS (ST&amp;D) projects</b>	Immediate
<b>Award of IT Phase - II</b> by Sanctioned States	Immediate
Submission of <b>DPRs for IT Phase – II</b> by Puducherry, TN, Sikkim	Immediate
Submission of <b>IPDS compliance Audit</b> by Arunchal, A&N Islands, Bihar, Maharashtra, Manipur, NDMC, Odisha, Puducherry, Sikkim, Tripura	Immediate

	Original Timeline	Last date for submission
Submission of <b>DPRs for ERP</b>	20 Sep 2017	15 Oct 2017
Submission of <b>Underground cabling proposals</b>	22 Sep 2017	
<b>Additional DPR by 13 States</b>	20 Sep 2017	



सत्यमेव जयते

# R-APDRP (subsumed in IPDS) at a Glance



Progress till 30.09.2017

## IT projects (Part-A)

- Rs 5,375 Cr sanctioned for 1405 Towns in 30 States
- Gol loan - Rs 3,486 Cr disbursed till date
- 1,357 towns Go-Live, data from 27,068 feeders on NPP

## SCADA projects (Part-A)

- Rs 1,251 Cr sanctioned for 59 Towns in 18 States
- Gol loan - Rs 520 Cr disbursed till date
- 52 Control Centers commissioned, functional in 18 Towns

## System Strengthening (Part-B)

- Rs 30,897 Cr (Gol loan 10,497 Cr) sanctioned for 1,227 Towns in 26 States
- Gol loan - Rs.6,398 Cr disbursed till date
- 885 towns completed

Cumulative Sanc. Rs.37,523 Cr., Gol loan Rs 17,122 Cr, Disb. Rs.10,404 Cr.

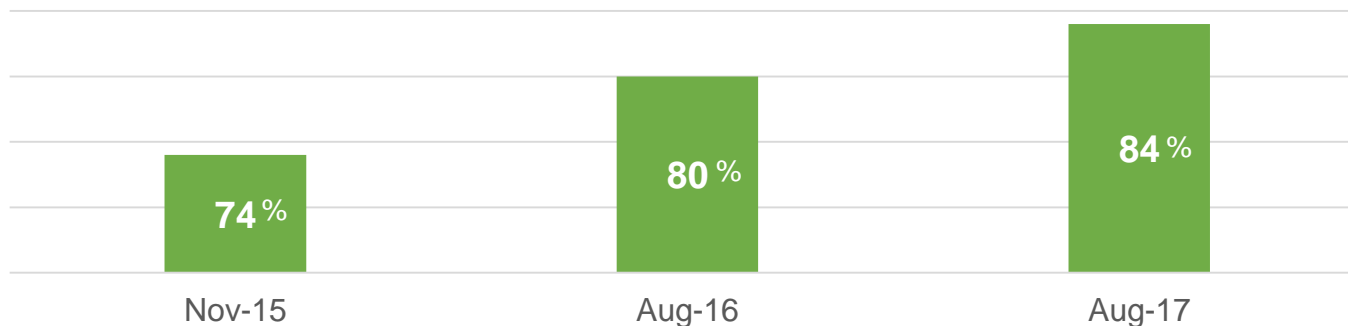


सत्यमेव जयते

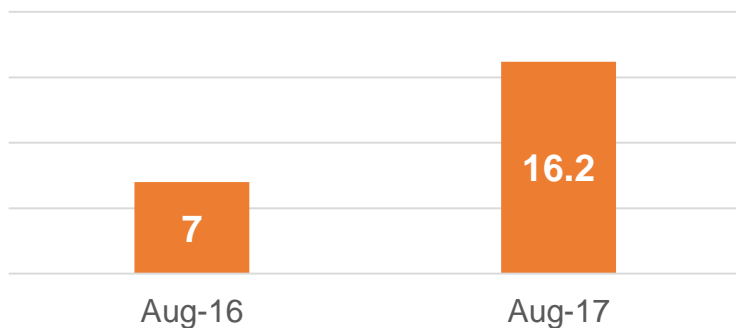


# Major Outcomes of IT enablement under R-APDRP

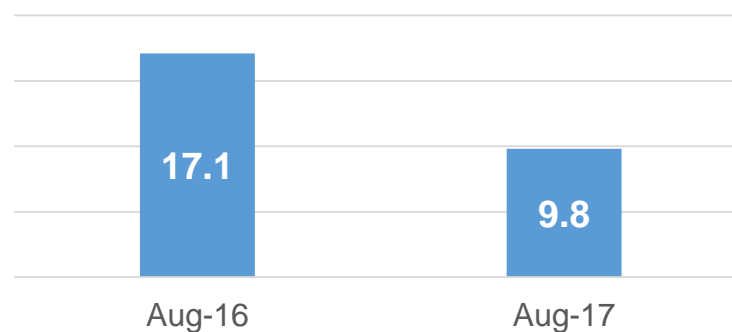
### % of Towns where AT & C has improved vis a vis Baseline losses



### % of Consumer making Digital payments of Electricity Bills



### % of Consumer complaints pending





सत्यमेव जयते

# Closure of R-APDRP (subsumed in IPDS)



Claim amount in Rs. Cr

State	Part A IT			Part A SCADA			Part B			
	Sch/Act Compl.	Estd Bal. Claim	% Util	Sch/Act Compl.	Estd Bal. Claim	% Util	Towns completed	Fin closure	Estd Bal. Claim	% Util
AP	Mar-17	56	69%	Dec-17	26	36%	42	10	29	64%
Chattisgarh	Jan-16	9	92%	Dec-17	19	40%	16	16	51	71%
Gujarat	Sep-16	36	84%	Dec-17	97	30%	57	42	87	69%
MP	May-17	21	92%	Mar-18	18	67%	76	17	188	63%
Maharashtra	Sep-16	32	88%	Dec-17	68	42%	119		252	68%
Telangana	Mar-17	73	62%	Dec-17	17	58%	36		115	60%
Uttrakhand	Aug-16	27	80%	Mar-18	8	50%	24		253	52%
West Bengal	Mar-15	13	92%	Mar-18	23	30%	51		79	61%
Sikkim	May-16	1	92%				2		7	89%
Bihar	Sep-17	50	66%	Dec-17	8	53%	37		63	73%
Haryana	Sep-17	35	79%							
HP	Sep-17	21	77%				6		74	76%
Karnataka	Sep-17	66	83%				79	48	35	82%
Kerala	Sep-17	34	81%	Nov-17	58	30%	30		108	60%
Punjab	Sep-17	61	72%	Mar-18	37	30%	13		163	60%
UP	Sep-17	133	78%				80	7	642	63%

Contd/-



सत्यमेव जयते  
Contd/-

# Closure of R-APDRP (subsumed in IPDS)



Claim amount in Rs. Cr

State	Part A IT			Part A SCADA			Part B			
	Sch/Act Compl.	Estd Bal. Claim	% Util	Sch/Act Compl.	Estd Bal. Claim	% Util	Towns completed	Fin closure	Estd Bal. Claim	% Util
<b>Goa</b>	Dec-17	12	84%							
<b>J&amp;K</b>	Mar-18	70	53%	Mar-18	37	30%	0		999	33%
<b>Jharkhand</b>	Dec-17	69	53%	Mar-18	49	30%	0		118	60%
<b>Odisha</b>	Mar-18	101	24%	Mar-18	11	60%	0		26	60%
<b>Poducherry</b>	Mar-18	9	34%	Mar-18	8	35%	0		8	60%
<b>Rajasthan</b>	Dec-17	127	51%	Mar-18	106	30%	54		124	70%
<b>Tamil Nadu</b>	Mar-18	113	69%	Mar-18	68	52%	78		175	75%
<b>Arunachal</b>	Mar-18	2	86%							
<b>Assam</b>	Mar-18	42	74%	Mar-18	9	58%	59		148	75%
<b>Manipur</b>	Mar-18	0	97%				13		42	88%
<b>Meghalaya</b>	Mar-18	7	60%				0		96	33%
<b>Mizoram</b>	Mar-18	7	59%				0		107	50%
<b>Nagaland</b>	Mar-18	6	76%							
<b>Tripura</b>	Mar-18	3	82%				13		29	80%
<b>GRAND TOTAL</b>		<b>1238</b>			<b>666</b>		<b>885</b>	<b>140</b>	<b>4035</b>	



सत्यमेव जयते

# Feeder Monitoring



**Online Urban Monitoring Framework being adopted for IT enabled towns**  
- developed on National Power Portal (NPP) to monitor Feeder-wise AT&C

- Master Data of 30,848/ 31,147 Urban 11 kV feeders available
- Transaction data of 27,068/30,848 (90%) communicating on monthly basis  
– balance feeder data awaited from **Goa (116), Haryana (386) , MP (185), Raj (168), TN (590), UP (338) , WB (222)** etc.
- Regular updation not received from **NE States, Kerala, Guj (MGVCL), UP (PuVVNL), TN**

## Concept of Feeder Manager being emphasized

- Scheme for **Reward and Recognition of Feeder Manager** rolled out (Automated selection of performing feeders managers through NPP data)
- **1<sup>st</sup> such awards given by Secretary (Power) during UDAY workshop on 19.09.2017.** Feeder Managers were selected from Discoms of Assam, Chhattisgarh, MP and Uttarakhand on basis of their performance w.r.t. AT&C reduction/ Energy saving on feeder/ Revenue



सत्यमेव जयते

# Quarterly AT & C loss report submitted by Discoms



Upto Q4 FY17, Data of J&amp;K, Jkhd, some NE States not available

SI No.	State	AT & C ↓	Billing Efficiency	Collection Efficiency
1	Arunachal Pradesh	53.7%	46.3%	100.0%
2	Bihar	41.0%	67.5%	87.4%
3	Manipur	36.9%	71.7%	88.0%
4	Meghalaya	35.0%	67.0%	96.9%
5	Orisha	35.0%	69.7%	93.2%
6	UP	33.6%	77.5%	85.6%
7	West Bengal	29.8%	90.0%	96.1%
8	Assam	28.2%	77.3%	92.9%
9	Haryana	25.9%	74.5%	99.5%
10	MP	25.3%	77.5%	96.4%
11	Rajasthan	23.7%	90.0%	99.8%
12	TN	21.7%	90.0%	97.5%
13	Maharashtra	19.7%	85.3%	94.2%
14	Chhattisgarh	19.5%	81.3%	98.9%
15	Puduchery	19.0%	84.4%	96.0%
16	Kerala	17.3%	86.6%	95.5%
17	Utarakhand	17.3%	82.7%	100.0%
18	Goa	15.8%	90.3%	93.2%
19	Telangana	15.8%	89.2%	94.4%
20	Karnataka	15.2%	85.9%	98.7%
21	Punjab	13.0%	87.5%	99.5%
22	Gujarat	12.4%	87.6%	100.0%
23	HP	11.3%	88.7%	100.0%
24	AP	10.9%	92.7%	96.1%



# धन्यवाद।



Dial 1912 for  
'Complaints on Electricity'