



GOVERNMENT OF INDIA
MINISTRY OF POWER



Review, Planning & Monitoring meeting

Integrated Power Development Scheme

12-April-2016, New Delhi



Presentation Outline



- IPDS Implementation
- R-APDRP IT Implementation
- R-APDRP Part-B Implementation
- Progressive Competitiveness
- Power Reliability status
- Status of 11 kV Feeders and NPP
- Proposed Outage schedule format
- URJA and UVAs - URban Jyoti App for India and URban Vidyut Abhiyantas
- O & M Plan for reliable power
- Impact Assessment of IT Enablement
- Study of 10 best Discoms where AT&C loss have reduced



सत्यमेव जयते

IPDS compliances



Total Approval- Rs.24,838 cr for 3486 towns

Firm Sanctions: Rs.23,327 crore for 3405 Towns

In-Principle Sanction: Rs 1,511 Cr for 81 Towns →

- BEST, Nagaland, WB (2 Circles) - pending DEC
- Jharkhand - pending award of Part-B
- Delhi, Goa - submission of revised DPRs

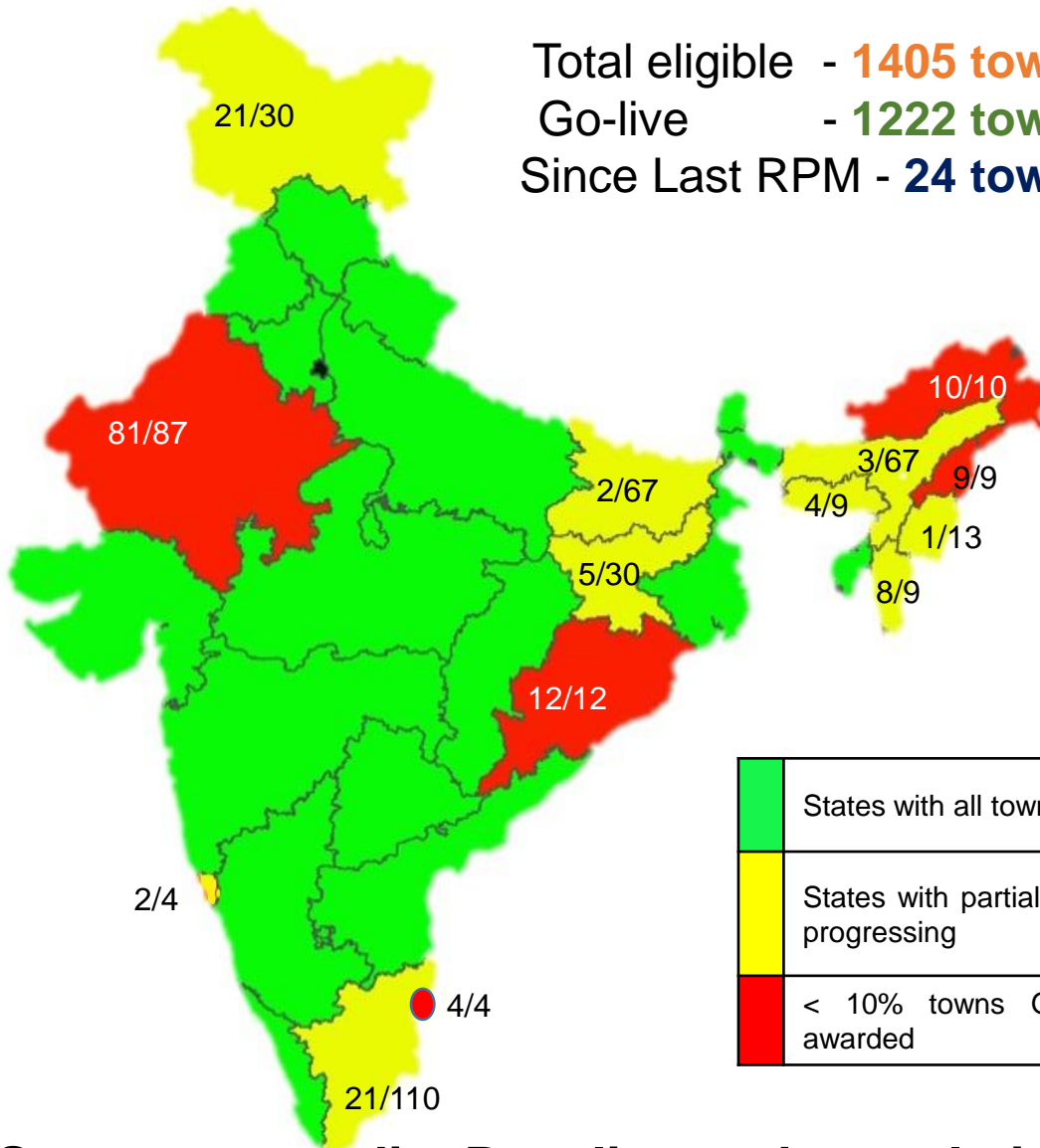
State	Project Management Agency	Tri-partite Agreement
Delhi	X	X
Goa	X	X
J & K	X	X
Jharkhand	X	X
Kerala	X	X
Maharashtra	✓	X
NE states except Assam, Manipur, Tripura	X	X
Odisha	✓	X
Puducherry	X	X
Rajasthan	✓	X
Tamil Nadu	X	X
Telangana (TSNPDCCL)	X	✓
UP (DVVNL, KESCO)	✓	X

States to expedite IPDS Compliances

Part A (IT) status

(as on 31.03.2016)

Total eligible - **1405 towns**
 Go-live - **1222 towns**
 Since Last RPM - **24 towns**



Baseline data established in 1352 Towns

- Baseline balance in Bihar-6, Jh-7, J&K-17, Odisha-12, Goa-4, Pudu-4, Ar Pr -2 & Mizo-2
- Ring-fencing to be completed in J&K-15, Jh-3

States with all towns Go-Live	To focus on Post Go-live data, linking to NPP
States with partial towns Go-Live but progressing	J & K, Bihar, Jharkhand, TN, Assam, Manipur, Meghalaya, Mizoram, Goa
< 10% towns Go-Live/ work not awarded	Rajasthan, Odisha, Pudu, Arunachal, Nagaland

States to expedite Baseline and completion of Part A (IT) projects



सत्यमेव जयते

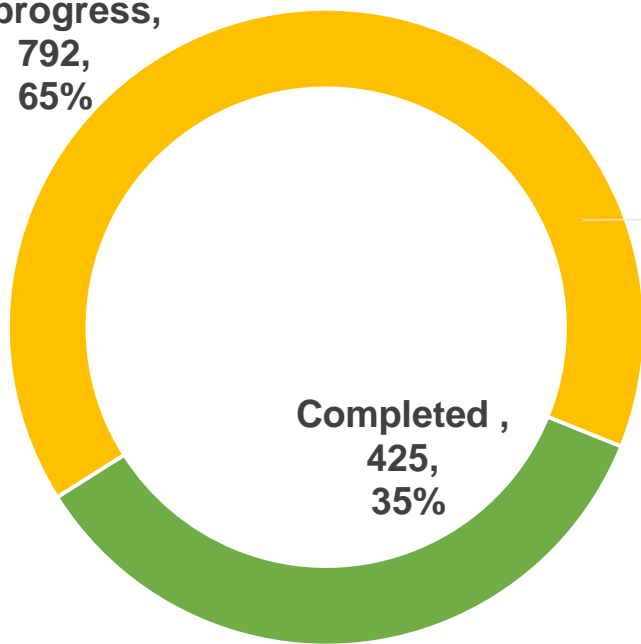


Snapshot of implementation of Part B (31.03.2016)

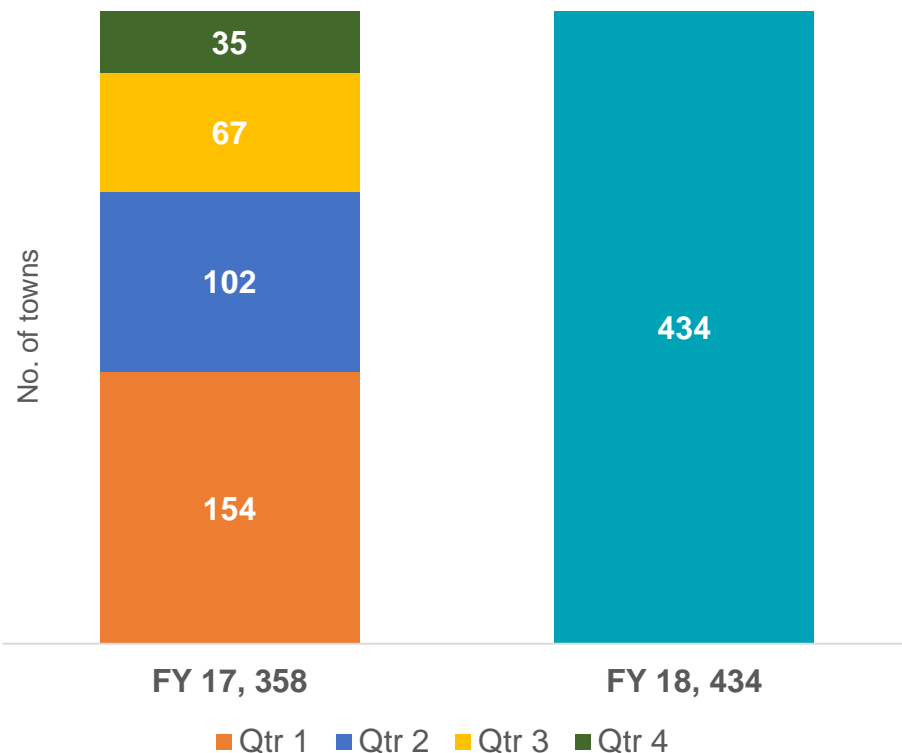
Total towns – 1221
 Total awarded – 1217 towns^ Work completed in – **425 towns**

Status of work implementation

In progress,
792,
65%



Completion schedule of 792 towns



States to expedite completion of Part B projects

^ except 3 towns of Jharkhand and 1 town of Haryana



सत्यमेव जयते

Progressive Competitiveness

- Ranking based on Post Go-Live Reports



[Detailed rankings](#)

% OF GO-LIVE TOWNS WHERE AT&C LOSSES REDUCED

- Sikkim, AP, Gujarat
- Telangana
- West Bengal

% OF NEW CONNECTIONS RELEASED IN SERC TIMELINES

- AP
- Telangana
- Gujarat

E-PAYMENT (% of consumers using E-Payment facility)

- MGVCL
- DGVCL
- PSPCL

% OF CONSUMER GRIEVANCES REDRESSED IN SERC TIMELINES

- Gujarat
- AP, HP
- Karnataka

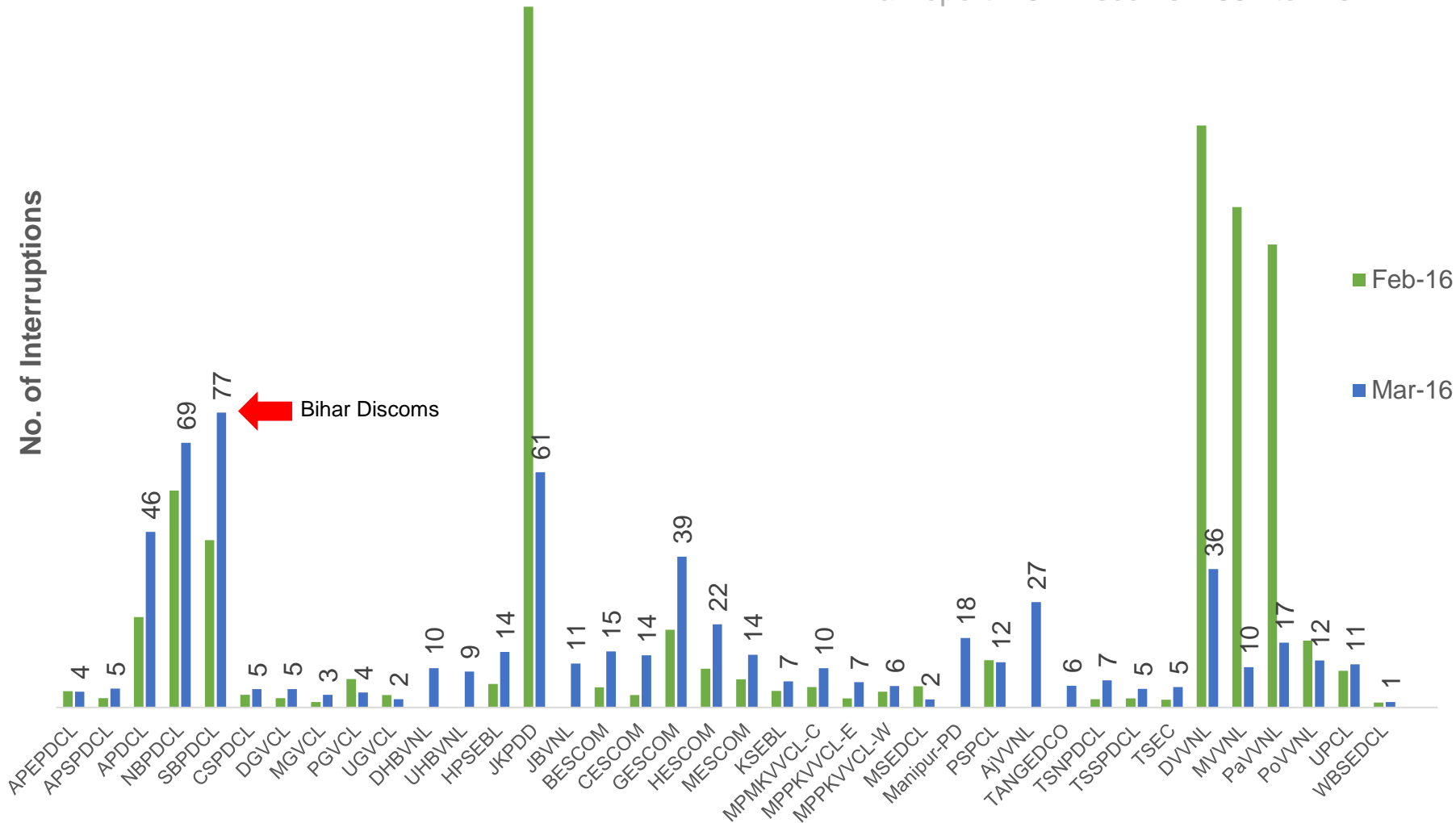


सत्यमेव जयते

Power Reliability Indices - SAIFI



SAIFI data submitted by
Feb report – 33 Discoms – 860 towns
Mar report – 37 Discoms – 894 towns

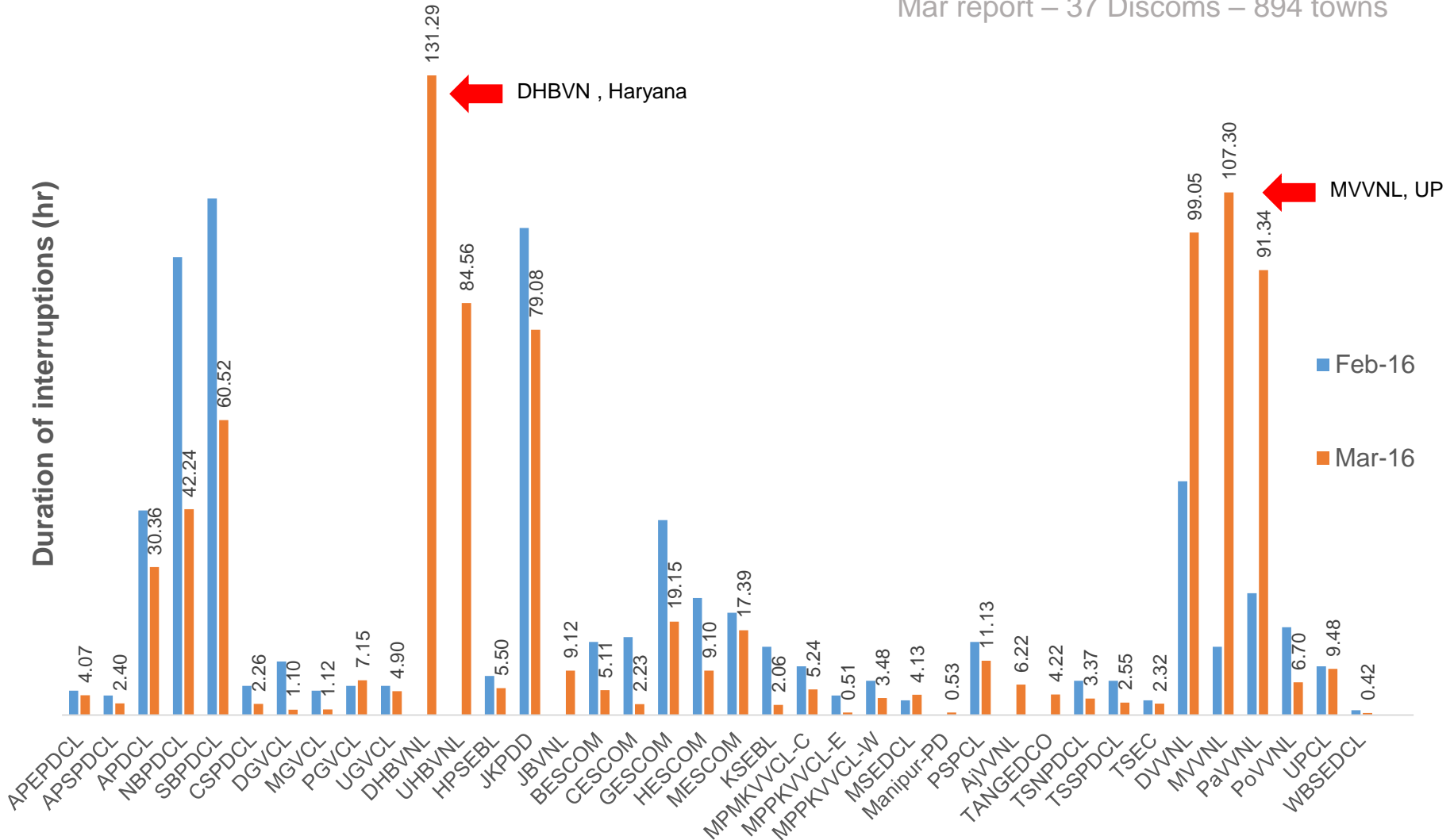


Power Reliability Indices - SAIDI

SAIDI data submitted by

Feb report – 33 Discoms – 860 towns

Mar report – 37 Discoms – 894 towns

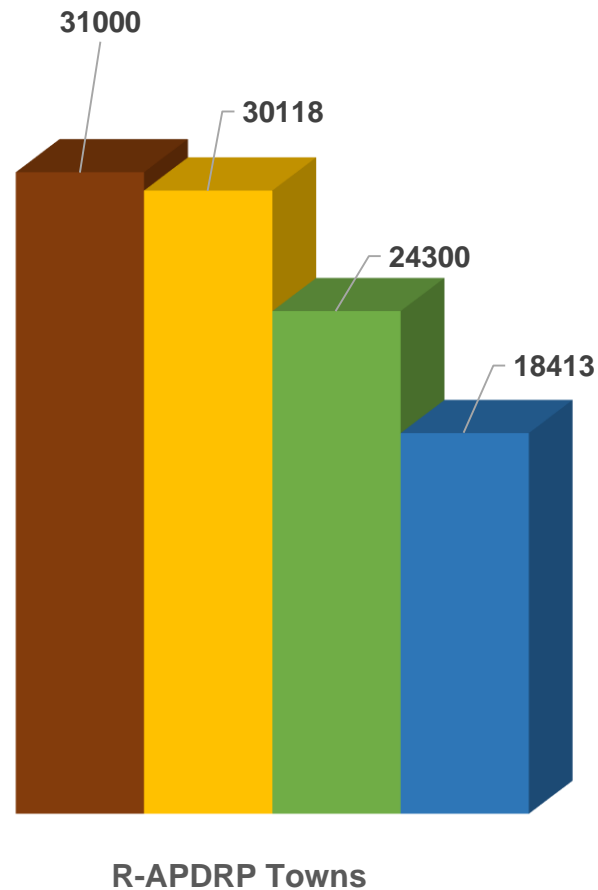
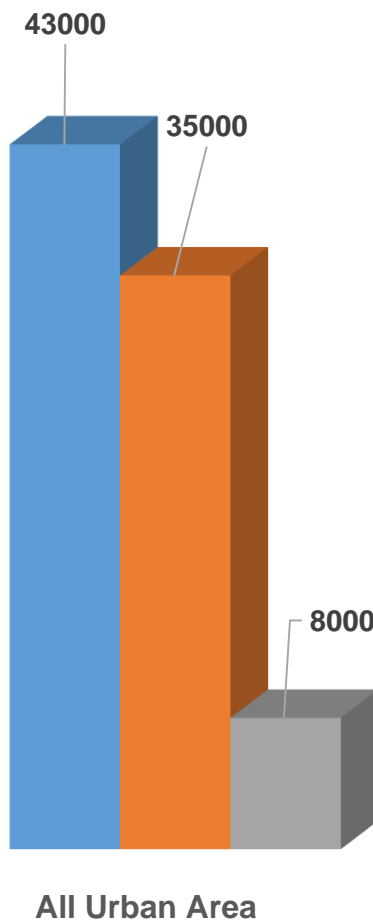
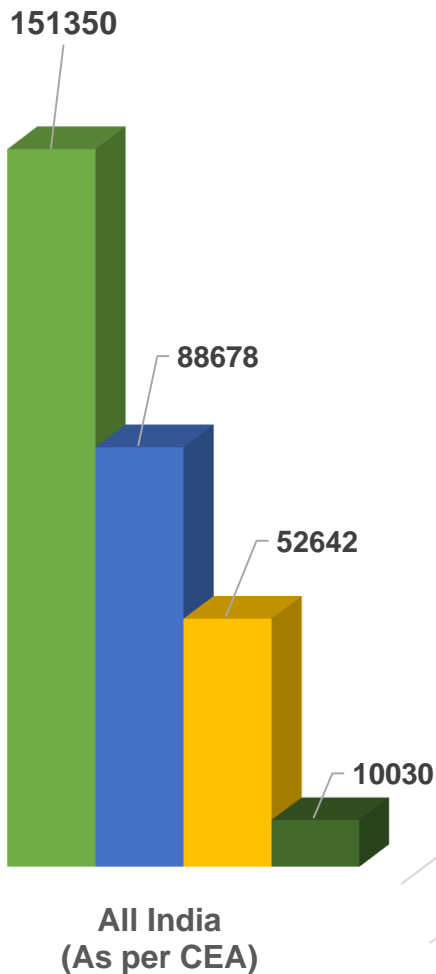




Status of 11 kV Feeders across India



1065 Reports received on IPDS web-portal;
Reports not received - Ker (23), NE (13), Jh (9), Har (7)

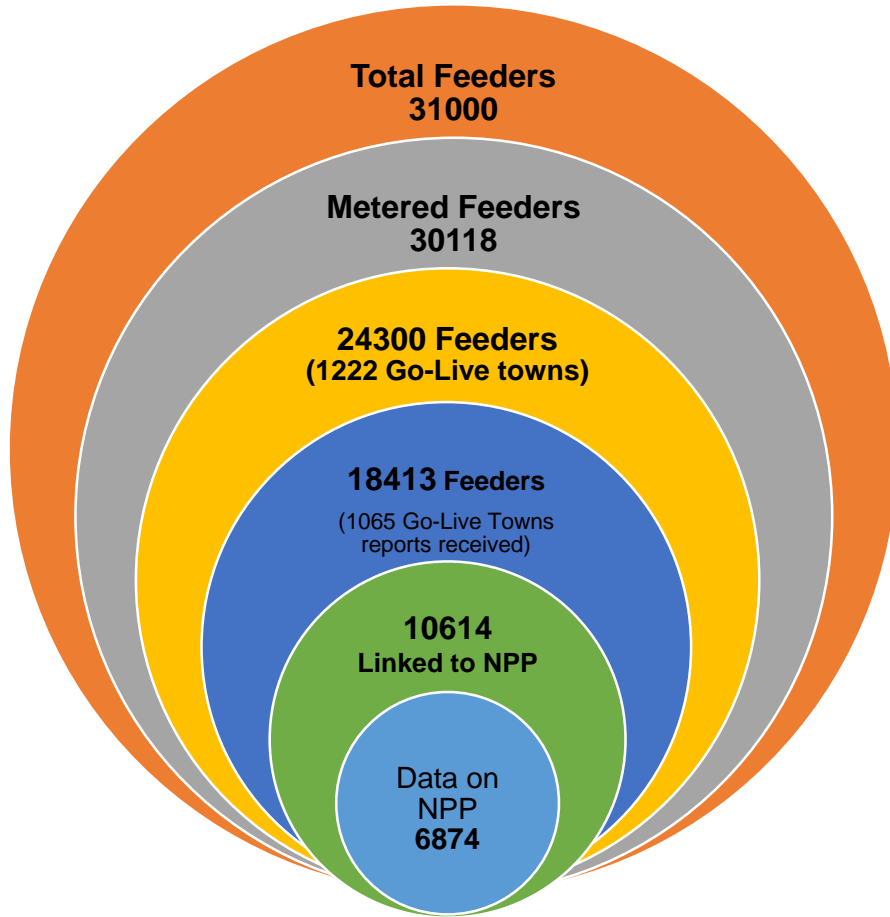


■ Total ■ Rural ■ Urban ■ Mixed

■ Total ■ Metered ■ Balance

■ Total ■ Metered ■ Go-live ■ Reported on Web
1222 1065

Status of Feeders on NPP



- 10 states (16 Discoms/ 500 towns) already linked to NPP
- Roll Out plan
 - MP, Assam, Punjab by April'16
 - All States targeted by Aug'16

Total Feeders linked to NPP (10 states)	10614
Data available on NPP	6874
% Feeders communicating	61%

Constraints -

- Difficulty in getting data from states
- Defective Meters
- Defective DCUs/Modems
- Communication link failure

States to ensure sanitization of Post Go-Live data and submission of data for NPP



सत्यमेव जयते

Proposed Outage schedule



Name of Discom

Scheduled Outage Information

Details of Power Shut Down due to maintenance of Distribution System from DDMMYY to DDMMYY

Sr. No.	Date of outage	Name of Town	Name of Substation	Name of Feeder	Area Affected	From (HH:MM)	To (HH:MM)
1	DDMMYY						
2							
3							
4							
5							
6							
7							
8							
9							
10							
11							
12							
13							
14							
15							
16							
17							
18							
19							
20							
21							
22							



सत्यमेव जयते

URJA – URban Jyoti App for India



CONSUMER

- Consumer Services Information (Grievance redressal, New Connections)
- Power reliability status at town level (outage schedule)
- Basic Project Information
- Interactive Feedback

DISCOMS

- Town-wise/Feeder AT & C loss information
- Report on AT&C loss AND consumer parameters
- Ranking – Inter-state and Intra State
- Project Monitoring Information

URJA

MoP

- Reports on AT & C loss
- Reports on Consumer parameters
- Ranking of States on different parameters
- Progress of states on Urban sector Power Distribution schemes

PFC

- Updation of Information related to Urban sector Power Distribution projects and monitoring of other parameters with the help of UVAs

URJA App – work awarded and in development phase



UVAs – Urban Vidyut Abhiyantas



To assist Discoms for IT enablement, consumer connect and monitoring of IPDS (One per Discom)

- Act as principal link to upload data on URJA App
- Assist in effective usage of IT System developed under IPDS (R-APDRP)
- Assist utilities in sanitization and Uploading of Post Go-Live reports
- Online Feeder Monitoring System (ensuring data updation on NPP)
- Capturing physical and financial progress of IPDS projects at Discom-level
- Support in enhancing consumer services by ensuring regularly uploading of utility's outage schedule
- Support in implementation of short code 1912 for consumer care services, and status of consumer complaints redressal etc.
- All other project, IT related activities assigned by the nodal agency, PFC from time to time

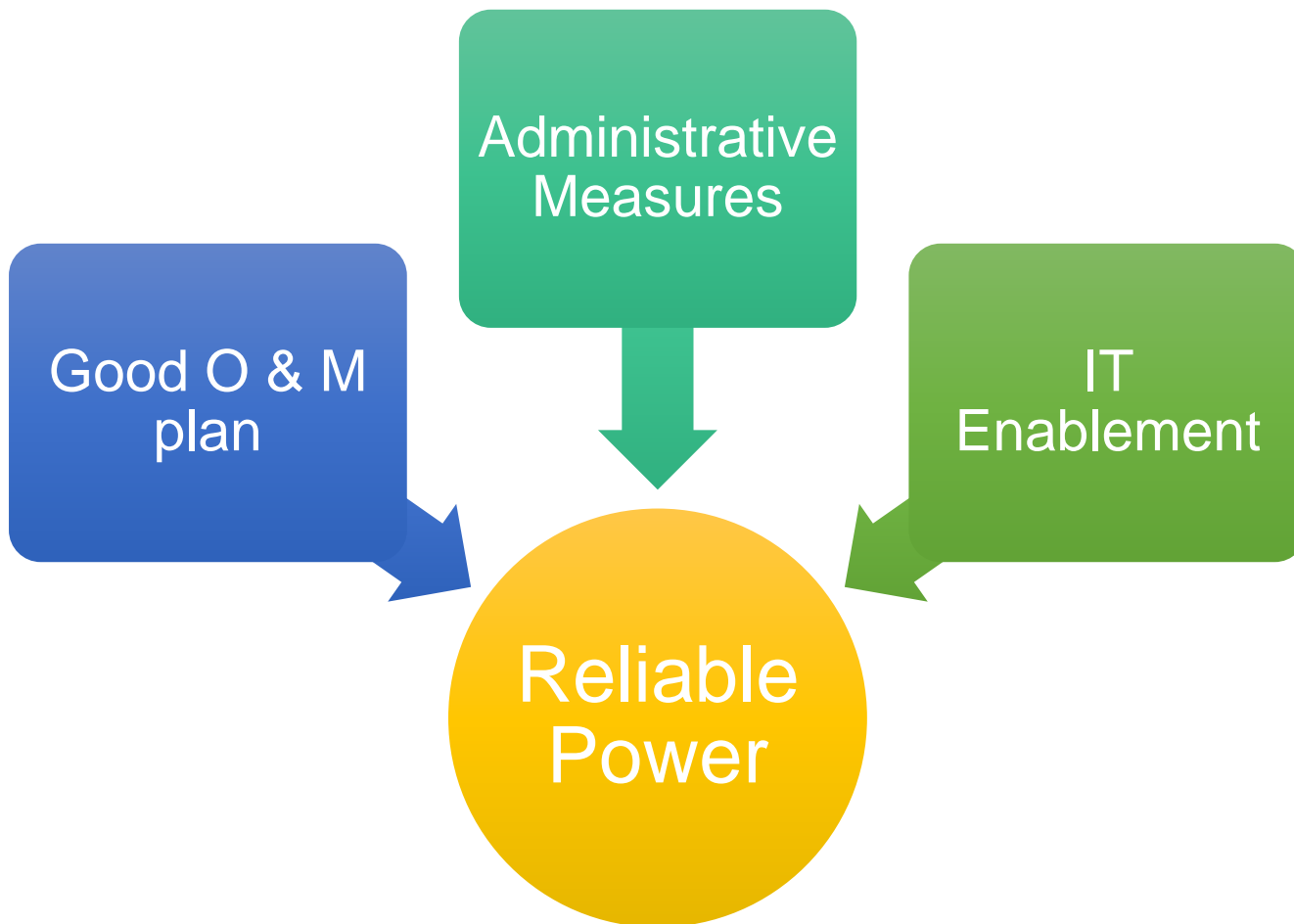
Requirement for UVAs advertised in leading national dailies on 2nd April 2016



O&M Plan for reliable power



To meet the objective of 24 * 7 Power and to support IT Enablement in Urban Areas, good O&M plan is an essential requirement





Issues being Flagged



States to

- Ensure continuous **submission of feeder data for NPP**
- Expedite **Go-Live of balance towns**
- **Establish Baseline AT&C losses** in balance towns
- Expedite submission of IPDS compliances viz. **DEC, signing of TPA and appointment of PMA**
- **Expedite Part B and SCADA** implementation
- **Award all balance projects** (Part A [IT] / Part B)
- **Ensure submission of SAIFI/SAIDI data and monitor Power reliability of all towns – SAIFI/SAIDI**
- Focus on improved customer care - **implement 1912, publish Outage schedule**



सत्यमेव जयते



धन्यवाद।



सत्यमेव जयते

Quarterly Data



- PFC on behalf of MoP has engaged Credit Rating Agencies i.e. CARE and ICRA (who are also undertaking Integrated Rating of 40 Distribution Utilities) for collection of data from distribution utilities for quarterly report.
- As on date, information for Q1 & Q2 has been submitted by 29 out of 40 utilities. The utilities yet to submit the information are:

UHBVNL	BESCOM
CESCOM	GESCOM
HESCOM	MePDCL (Partial information recd)
PSPCL	TANGEDCO
MVVNL	PuVVNL
DVVNL	

- Utilities are now required to submit information for Q3. Information for Q3 has been received for 9 utilities namely APEPDCL, APSPDCL, MGVCL, PGVCL, UGVCL, MESCOM, JVVNL, TSNPDCL and WBSEDCL

All utilities are requested to submit quarterly information to consultants/ PFC to enable them to submit the report to MoP



सत्यमेव जयते

Rankings



AT & C reduction vs Baseline (% of towns)

Andhra Pradesh	100%
Chhattisgarh	100%
Gujarat	100%
Sikkim	100%
Tripura	100%
West Bengal	98%
Madhya Pradesh	98%
Telangana	97%
Uttarakhand	94%
Punjab	83%
Maharashtra	83%
Karnataka	82%
Uttar Pradesh	79%
Assam	56%
Himachal Pradesh	50%
Haryana	39%
Bihar	38%
Tamil Nadu	15%
Jharkhand	13%
Kerala	7%
Rajasthan	7%

E-payment (% of consumers)

MGVCL	19
DGVCL	18
PSPCL	16.16
PaVVNL	16.01
TANGEDCO	14.75
DHBVNL	11.64
MPPKVVCL-W	8.56
MSEDCL	7.42
UPCL	7.27
MPPKVVCL-E	7.19
JaVVNL	6.36
JaVVNL	6.36
MPMKVVCL-C	6.08
BESCOM	6
CSPDCL	5.79
SBPDCL	5.74
PoVVNL	5.55
APEPDCL	5.29
HPSEBL	4.75
DVVNL	4.5
APDCL	4.28
NBPDCL	4.28
APSPDCL	4
KSEBL	3.2
WBSEDCL	3.01
PGVCL	3
TSSPDCL	2.6
GESCOM	2.25
TSEC	1.96
TSNPDCL	1.9
UGVCL	1.12
UHBVNL	1
HESCOM	0.78
JBVNL	0.58
JKPDD	0.54
CESCOM	0.43
Sikkim-PD	0.23
MESCOM	0.1
MVVNL	0.02



Rankings

% of New Connections released within SERC

Andhra Pradesh	77%
Telangana	73%
Gujarat	71%
Jammu & Kashmir	67%
Sikkim	52%
Kerala	50%
Chhattisgarh	40%
Uttarakhand	38%
Himachal Pradesh	35%
Tamil Nadu	24%
Assam	17%
Tripura	15%
Jharkhand	14%
West Bengal	11%
Karnataka	11%
Madhya Pradesh	10%
Punjab	5%
Maharastra	5%
Bihar	5%
Haryana	5%
Uttar Pradesh	5%

% of complaints redressed in SERC timelines

Gujarat	100%
Andhra Pradesh	99%
Himachal Pradesh	99%
Karnataka	90%
Kerala	88%
Madhya Pradesh	88%
Rajasthan	88%
Chhattisgarh	87%
Telangana	82%
Punjab	66%
Maharastra	26%
West Bengal	26%
Uttrakhand	22%
Tamil Nadu	13%
Uttar Pradesh	13%
Haryana	13%
Bihar	1%
Jharkhand	0%

